

DIRECTV

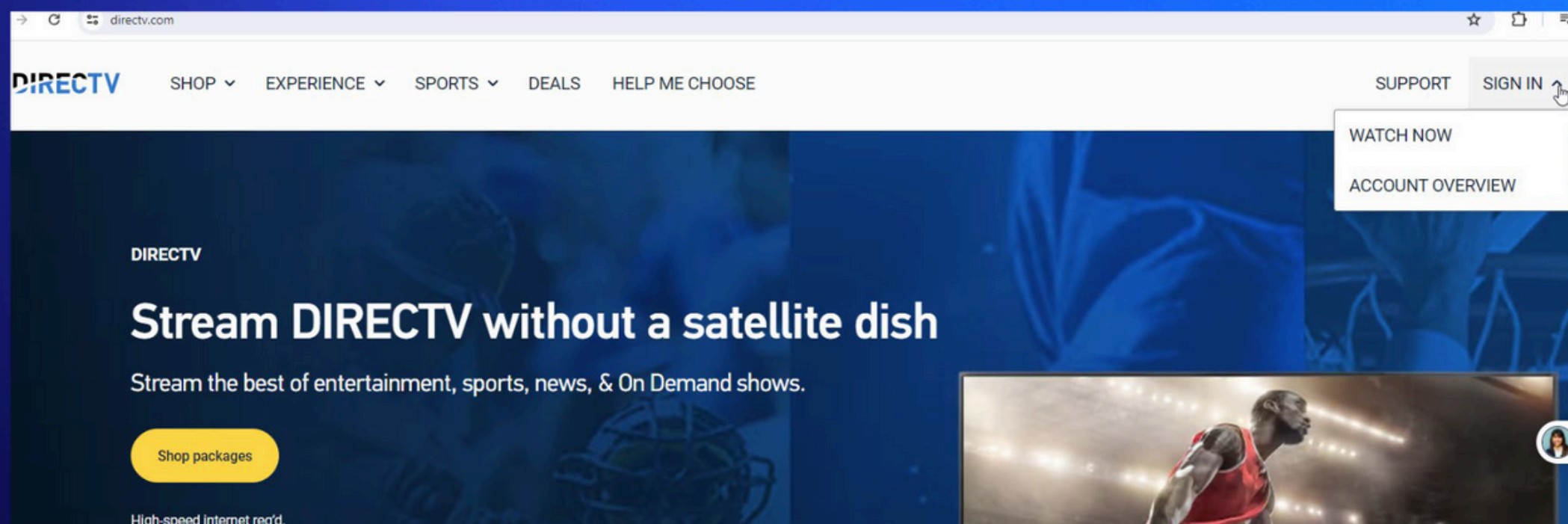
How to Order Additional Gemini Devices



How to Order Additional Gemini Devices

Step One:

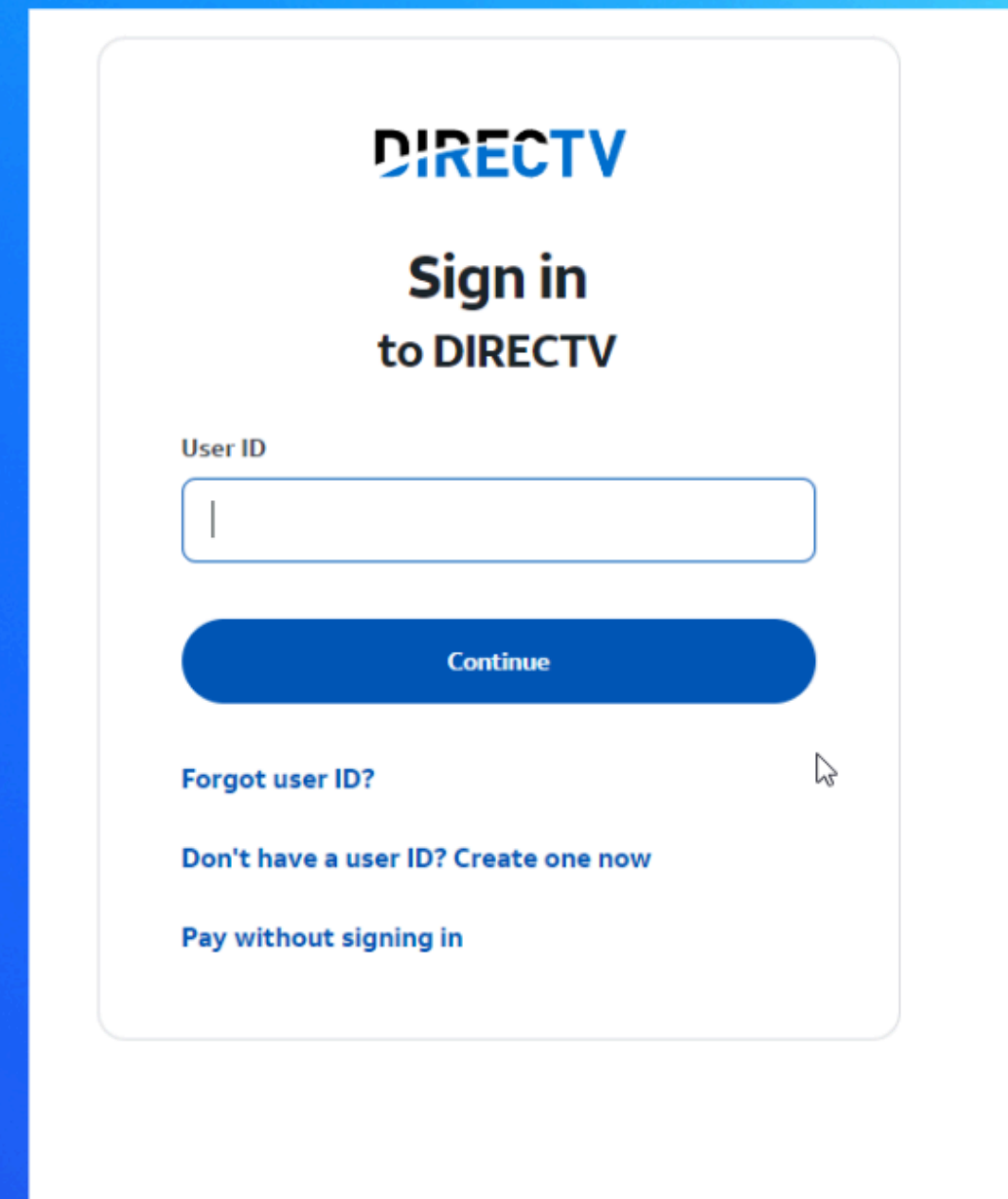
Visit directv.com to access and sign in to your account



How to Order Additional Gemini Devices

Step Two:

Login to your DIRECTV Stream account to access Account Overview screen



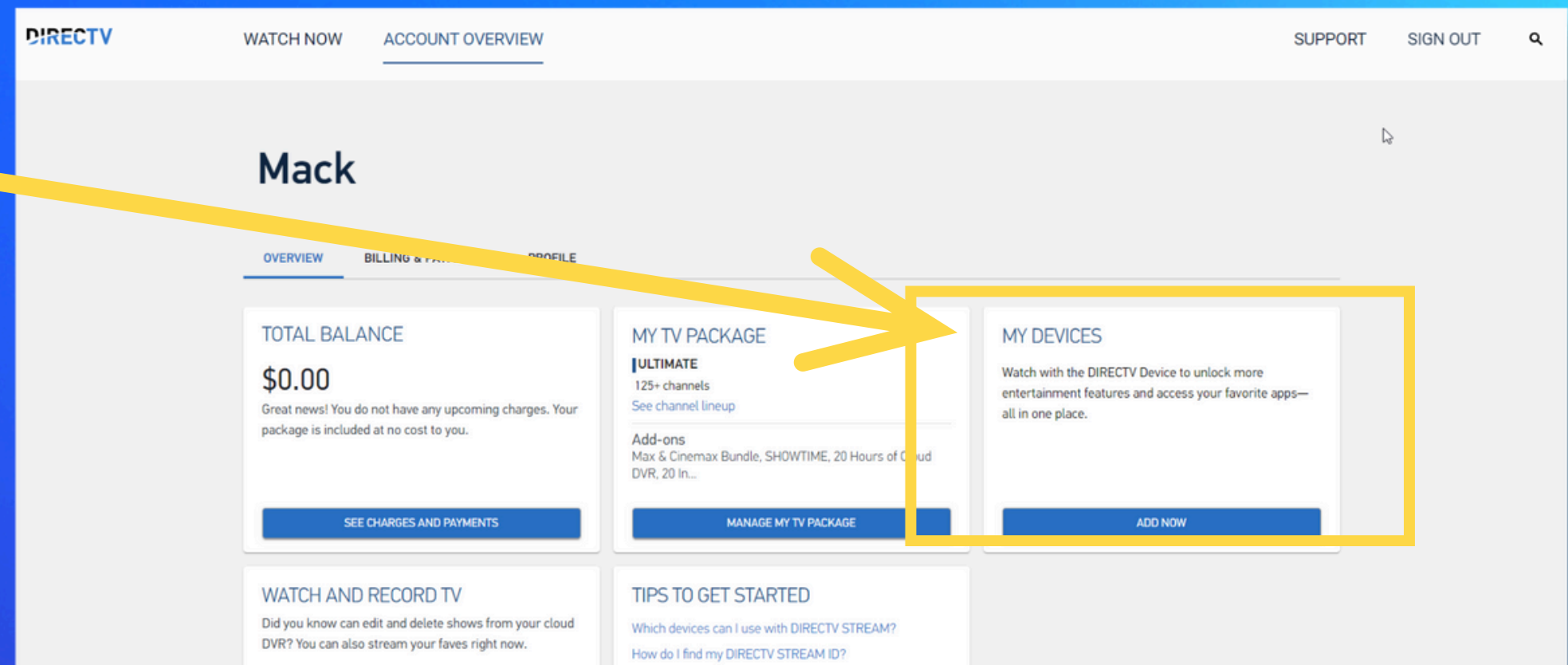
The screenshot shows the DIRECTV sign-in interface. At the top, the DIRECTV logo is displayed in blue. Below it, the text "Sign in to DIRECTV" is centered. A "User ID" label is positioned above a white input field with a vertical cursor. A blue "Continue" button is located below the input field. At the bottom of the form, there are three links: "Forgot user ID?", "Don't have a user ID? Create one now", and "Pay without signing in". A mouse cursor is hovering over the "Forgot user ID?" link.

How to Order Additional Gemini Devices

Step Three:

From the Account Overview screen, go to MY DEVICES and click ADD NOW

*Note: Refer to your association to verify how many allotted Gemini devices per unit



*Prepare to have payment information ready

How to Order Additional Gemini Devices

Step Four:

Make sure to confirm the amount of Gemini devices being ordered. Click on COMPLETE ORDER.

*Be sure to confirm shipping address and payment information (Additional devices can be shipped to an alternate address).

The screenshot shows the checkout page for Gemini devices. At the top, the word "Gemini" is displayed. Below it, a quantity selector shows "1" with minus and plus buttons. A yellow arrow points from the text "Make sure to confirm the amount of Gemini devices being ordered" to this selector. Below the selector, a table lists the items and costs:

Limit 4 free devices	
Free Gemini	\$0.00
You're adding	
1 Free Gemini device	\$0.00
Total cost	\$0.00
Due Today	
Taxes	\$0.00
<small>If you cancel your DIRECTV STREAM service, taxes will be refunded.</small>	
Shipping	FREE
Total due today	\$0.00

Below the table, the "Shipping & payment info" section shows the shipping address: "Your order ships to: 7780 A1a S UNIT 114, Saint Augustine, FL, 32080" with a "Change shipping address" link. At the bottom, a blue button labeled "COMPLETE ORDER (\$0.00)" is highlighted with a yellow box and a yellow arrow pointing from the text "Click on COMPLETE ORDER".

How to Order Additional Gemini Devices

Step Five:

You will receive a confirmation number and email within 24 hours with shipping information

